



# Western Dressage

## INTRODUCTION

Western Dressage is the fastest growing new Division in USEF.

There are many stand-alone Western Dressage shows, as well as numerous Arabian shows that have added Western Dressage classes to their show schedules.



# WESTERN DRESSAGE ASSOCIATION OF AMERICA

- USEF recognizes the Western Dressage Association of America (WDAA) as USEF's Recognized Affiliate for Western Dressage.
- Western Dressage at Arabian shows reference directly to USEF WD rules.



# WESTERN DRESSAGE ASSOCIATION OF AMERICA

WDAA has an outstanding website, with an Equipment Guide, tests, videos and many other reference materials available online.



## USEF/WDAA Attire and Equipment Guide

The purpose of this USEF/WDAA Attire and Equipment Guide is to provide additional information about the appointments of the Western Dressage Division. In the case of conflicting verbal instructions, this document.

A USEF-licensed competition that offers Western Dressage Category 2 Steward or an inspector designated Steward. Tack and bits on both sides of the horse must be inspected.

At Federation-licensed competitions, except US person who is under the direction of the Steward responsible for overseeing the checking of the horse at the test just completed if the horse or any tack has been tied. C2 Stewards or Equipment Inspectors must make appointments on a minimum of one-third of the horse for proper equipment check procedures. Horses eliminated from the next class they are entered scheduled ride time for that entry.

At a non-USEF WDAA competition or a USEF Co-licensed competition, the responsibility of overseeing the checking of horses is the responsibility of the Steward.

### APPOINTMENTS/TACK/BITS









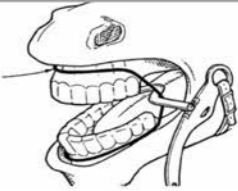



#### Bridle:

- Any western type headstall must be acceptable. Additionally, a bitless bridle of Western type is acceptable.
- A western cavesson (flat, rolled, braided) with or without a get-down rope with spurs is allowed. No metal or other substances can be used in conjunction with the headstall.

#### Saddle:

- A standard stock saddle is customary. A western saddle is also acceptable. Silver equipment is acceptable.
- A horn is optional, but western style fenders are not permitted.
- Tapaderos are permitted except in Western Dressage.
- Padding or pads on the seat of the saddle are permitted.
- Rolls are allowed only on Australian Western saddles.
- A breastplate and/or crupper may be used.

Updated 1/24/2018

|   |   |   |
|---|---|---|
|    |    |    |
| NOT LEGAL - Rigid Donut   | NOT LEGAL - Gag bit   | NOT LEGAL - Twisted bars  |
|   |   |   |
| NOT LEGAL - Mustache bit. Bars curve down to a slight point.                          | NOT LEGAL - prongs extend below bars  | NOT LEGAL - Flat Polo mouthpiece  |
|  |  |  |
| NOT LEGAL - Roping bit. Bars must attach to each shank                                | Rein extensions that lock movement - NOT LEGAL if tight enough to lock onto the bit.  | Example of a mechanical device that alters use of equipment - NOT LEGAL               |
|  |  |  |
| NOT LEGAL - bars are twisted, not rounded   | NOT LEGAL - bars are flat, not rounded  | NOT LEGAL - separate rollers do not create a continuous line.                         |

Updated 1/24/2018



# WESTERN DRESSAGE ASSOCIATION OF AMERICA

The mission of WDAA is:

*“To build an equine community that combines the Western traditions of horse and rider with Classical Dressage.*

*We honor the horse.*

*We value the partnership between horse and rider.*

*We celebrate the legacy of the American West.*

*It’s about the journey...”*





## ARE YOU ELIGIBLE TO OFFICIATE?

- Yes! A C2 Steward is required for all open Western Dressage shows, as well as for Western Dressage classes within Arabian, Friesian or Morgan shows.
- A Dressage Technical Delegate is not eligible to officiate in Western Dressage classes.



## JUDGES FOR WESTERN DRESSAGE

- A large “R” Western Dressage Judge can judge any level of Western Dressage.
- However, a small “r” Western Dressage judge can only judge Intro, Basic and First Level tests. (GR1008.2(j)2.)





# JUDGES FOR WESTERN DRESSAGE

- A licensed Western Dressage judge must judge Western Dressage tests.
- Licensed Dressage judges are no longer eligible to judge Western Dressage.
- But there are some exceptions...





## JUDGES FOR WESTERN DRESSAGE

- WD SUITABILITY, WD HACK & WD SEAT EQUITATION & HORSEMANSHIP
- These classes must be judged by a licensed Western Dressage judge or a licensed breed judge.
- They may hold either a large "R" or small "r".
- But no judge who is only licensed as a Dressage judge, either large "R" or small "r", may officiate in these classes.



# WESTERN DRESSAGE



- Western Dressage combines the principles of Dressage with the use of western tack.
- While there are many similarities between the two disciplines, there are also many differences.



## WESTERN DRESSAGE

While Western Dressage requires one number be issued for each horse/rider combination, USEF AR112 has an exception. In Arabian Western Dressage classes, as in other Arabian classes, one number is issued to the horse.






## WESTERN DRESSAGE NUMBERS

There is no requirement for bridle numbers in Western Dressage, but since many of the WD show organizers are from the classical Dressage world, they are often assigned.



## WESTERN DRESSAGE NUMBERS

It is very difficult for a ring steward to pick out numbers on western horses when bridle numbers are used, particularly when the bridle has silver or other decoration. And it is nearly impossible for the judge to do so in collectively judged classes!





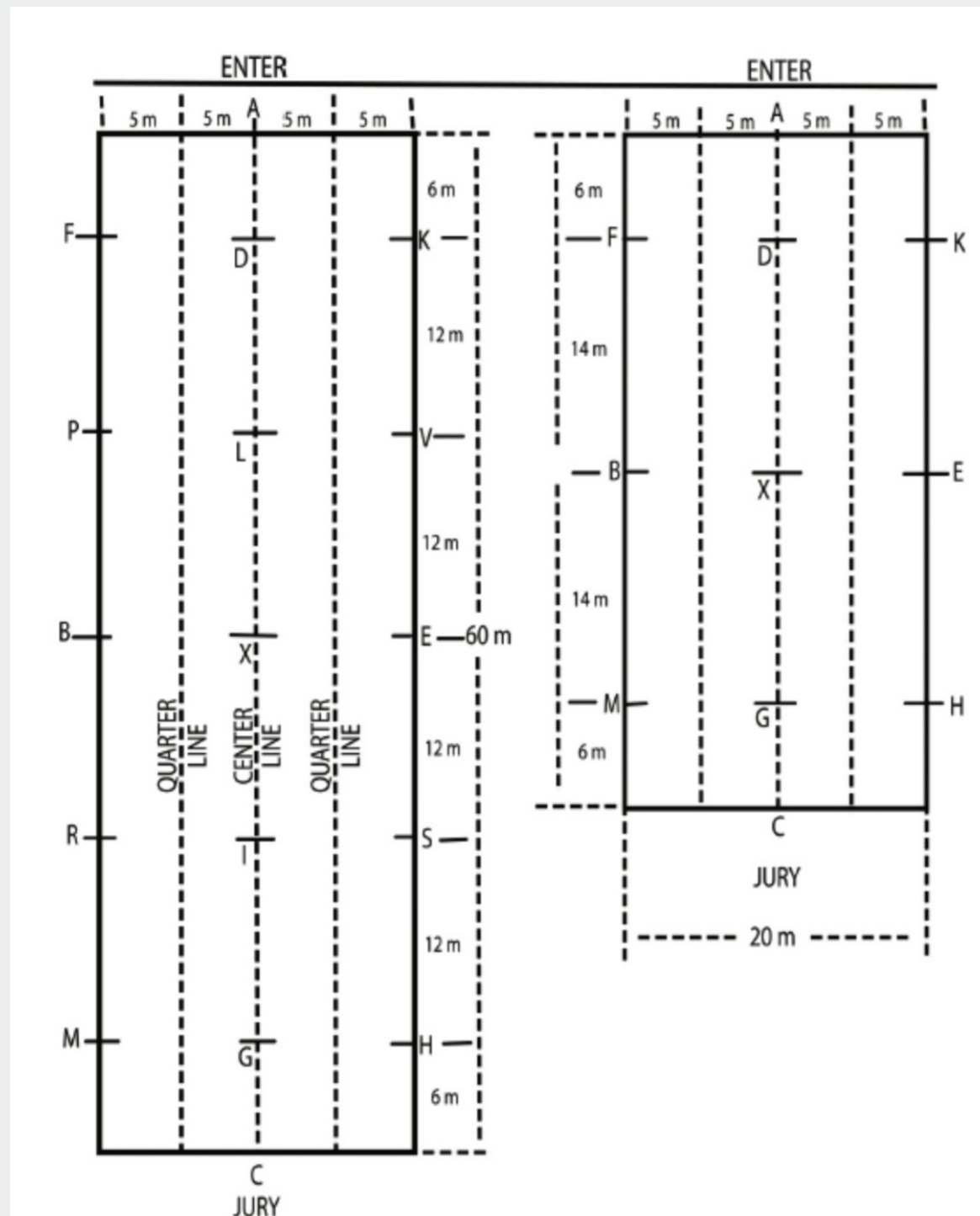
## WESTERN DRESSAGE NUMBERS

The western show tradition is to wear the number either on the rider's back or on the saddle pad.





# THE ARENA



The arenas are the same size as those used in Dressage

- A standard arena is 60 meters x 20 meters (196.85 ft. x 65.62 ft.)
- A small arena is 40 meters x 20 meters (131.23 ft. x 65.62 ft.)
- The letters are placed in the same locations as in Dressage.



# THE LEVELS AND TESTS


There are currently six levels in Western Dressage. It is recommended that the small arena is used for Intro and Basic tests.

- Introductory – this is a walk/jog class only
- Basic
- Level 1
- Level 2
- Level 3
- Level 4



# THE LEVELS AND TESTS

Each level has four different tests. They are available on the WDAA website.

 **WDAA 2017 WESTERN DRESSAGE INTRODUCTORY LEVEL TEST 1**  
WESTERN DRESSAGE ASSOCIATION® OF AMERICA

|  |   |   |
|--|---|---|
| <b>PURPOSE</b><br>Tests provide an introduction to the discipline of Western Dressage; the horse performs only at the walk and jog. The rider should demonstrate correct basic position, use of basic aids, and understanding of the figures. The horse should show relaxation; and harmony between horse and rider is important. The horse accepts the aids and influence of the rider. The jog should be a natural gait within the horse's scope and should demonstrate a swinging back.<br><small>All jog work may be ridden sitting or rising.</small> | <b>NEW REQUIREMENTS</b><br>Half 20m circle at the working jog<br><br>Halt 4 seconds | <b>ENTRY NO:</b> _____<br><b>ARENA SIZE:</b><br>Small (40m x 20m) or Large (60m x 20m)<br><b>AVERAGE RIDE TIME:</b><br>4:00 (Small) or 5:00 (Large) |
|  |   | <b>MAXIMUM PTS:</b> 220   |

\*COEFFICIENT

|    | TEST  | DIRECTIVES  | POINTS | TOTAL | REMARKS |
|----|---|---|--------|-------|---------|
| 1  | A<br>Enter working jog, proceed down center line without halting<br><br>C<br>Track right, working jog | Straightness; regularity and quality of the jog; balance and bend in the turn.  |        |       |         |
| 2  | B - E<br>Half circle right 20m, working jog<br><br>E<br>Proceed straight ahead, working jog           | Balance and bend on the half circle; straightness; regularity and quality of the jog.   |        |       |         |
| 3  | Between H & C<br>Develop working walk   | Willing, smooth transition; balance and bend in the corners; regularity and quality of the walk.  |        |       |         |
| 4  | M - E<br>Change rein, free walk<br><br>E<br>Working walk  | Horse willing to freely stretch the neck forward and down; relaxation; swing through the back; ground cover; willing, smooth transition; regularity and quality of the walks. | 2      |       |         |
| 5  | K<br>Halt 4 seconds.<br>Proceed working walk  | Balance in transition to square, straight halt; immobility; willing, smooth transition; regularity and quality of the walk; balance and bend in the corner.                   | 2      |       |         |
| 6  | Between A & F<br>Develop working jog  | Willing, smooth transition; balance and bend in the corner, regularity and quality of the jog.  |        |       |         |
| 7  | B - E<br>Half circle left 20m, working jog<br><br>E<br>Proceed straight ahead, working jog            | Balance and bend on the half circle; straightness; regularity and quality of the jog.   |        |       |         |
| 8  | Between K & A<br>Develop working walk   | Willing, smooth transition; balance and bend in the corner, regularity and quality of the walk.   |        |       |         |
| 9  | F - E<br>Change rein, free walk<br><br>E<br>Working walk  | Horse willing to freely stretch the neck forward and down; relaxation; swing through the back; ground cover; willing, smooth transition; regularity and quality of the walks. | 2      |       |         |
| 10 | H<br>Halt 4 seconds<br>Proceed working walk   | Balance in transition to square, straight halt; immobility; willing, smooth transition; regularity and quality of the walk.   | 2      |       |         |
| 11 | Between C & M<br>Develop working jog  | Willing, smooth transition; regularity and quality of the jog; balance and  |        |       |         |





## WD SUITABILITY AND HACK

There are two rail classes, where the horses perform together.

- WD Suitability is a class in which the horse's potential as a WD horse is considered.

A horse may not compete in a WD Suitability class if it has ever shown at First Level or above, or in a WD Hack class.

- WD Hack is a class where the horse's ability as a WD horse is evaluated.



# WD EQUITATION AND HORSEMANSHIP

There are three different types of WD Equitation and Horsemanship classes. All patterns can be found in the USEF WD rules.

- WD Equitation on the Rail- rail work only
- WD Horsemanship- pattern only
- WD Seat Medal- rail work and pattern

WESTERN DRESSAGE SEAT EQUITATION  
BASIC LEVEL TEST A

| KEY    | WESTERN DRESSAGE GAITS |
|--------|------------------------|
| .....→ | Working Walk           |
| .....→ | Free Walk              |
| -----→ | Working Jog            |
| ————→  | Working Lope           |

1. Working jog up the rail to your right.
2. Just past the arena center track left. Continue at working jog.
3. Circle right 20 meters working lope.
4. Transition to working jog. Track left at the rail.
5. At midpoint on the rail, develop working walk on the diagonal.
6. Half way to the gate transition to free walk.
7. Exit arena or return to line up at a free walk.

Authored by Joyce Swanson. Copyright © 2013- 2014 Western Dressage Association® of America. All rights reserved



# CALLERS OR READERS

All Western Dressage tests, except Freestyles, may be called (WD126.1)



# STAFFING

Western Dressage classes require similar staffing to Dressage classes

- A manager or coordinator is needed.
- A scribe is needed, one per judge.
- A runner is needed, to take the tests from the scribe to the scorer.
- A scorer is needed. Depending on the size of the show, this job may be filled by the manager/coordinator.
- A ring steward is needed, to keep the entries in order and ensure they go into their correct rings.





## STAFFING

A person must be available to check tack as the rider exits their test.

- That person can be either a C2 Steward (if hired for that purpose)

or

- An inspector designated by Show Management and working under the direction of the C2 Steward. (WD124.3)



## EQUIPMENT CHECK

- A USEF licensed competition that offers Western Dressage tests/classes may use either a USEF licensed Category 2 Steward or an inspector designated by show management and under the direction of the C2 Steward.[WD124.3(a)]
- 1/3 of the horses in every class are checked.
- The exhibitor must dismount for the equipment check.
- It is handy to have a mounting block near the equipment check area.





# EQUIPMENT CHECK



- If the exhibitor does not have a halter nearby, at least one rein should stay around the horse's neck when the bit is dropped.
- It is a good idea for the show to have an extra halter at the equipment check area(s).
- Remember that, as in Dressage, the management has the authority to eliminate for blood or equipment issues.





## EQUIPMENT CHECK

- The bit (or hackamore) is checked, along with both sides of the horse.
- If the horse is wearing polo wraps, one wrap should be removed for inspection.



## EQUIPMENT CHECK

- Gloves are not required for the equipment inspection, but they are required if you need to touch a bit.
- Clean, disposable gloves must be available to the bit checker.
- Whips are also checked for length.
- More detail on how to inspect Western Dressage equipment can be found at the end of the USEF Western Dressage Equipment Manual.





# TACK

- Tack and attire rules for Western Dressage at an Arabian show are found in the Western Dressage section of the USEF Rule Book, not in Arabian.
- We will touch on a few points, but review the rules as well as the WDAA Equipment Guide for detailed information.





## TACK

A standard American Western saddle is required.

A Western side saddle is also acceptable.



# TACK



- A whip, no longer than 120 cm (47.2”) including the lash may be carried in all WD tests.
- Polo style leg wraps, in either white or a natural color, are permitted in all WD tests.
- Ear bonnets, in a discreet color and design, are permitted in all WD tests.
- Earplugs are allowed.



# ATTIRE

Required:

- A suitable western hat. Protective headgear can be worn without penalty. It does not have to be of western style.
- Long sleeved shirt, with any type of collar.
- Trousers, pants or an equitation suit.
- Boots





# ATTIRE



## Optional:

- Necktie, kerchief, bolo tie or pin
- A vest, jacket, coat and/or sweater
- Spurs of western style, with or without blunt tines, or English dressage style.
- Chaps, shotgun chaps or chinks



# TACK


- Any Western type headstall must be used.
- A Western cavesson (braided or plain) or pencil bosal (also called a bosalito) may be used.
- All cavessons must have space for two fingers between the bosal and the jowl of the horse.





# TACK

- A snaffle bit may be used on a horse of any age, at any level.





# TACK

- A standard western curb bit may be used on a horse of any age, at any level.



Blesk Photography © 2019

# TACK

Any standard Western bit may be used.

Prohibited bits include slip or gag bits, half cheeks, bits with hooks or slots, donut or flat mouthpieces, kimberwickes or roping bits.





# TACK

- A hackamore (bosal) is permitted to be used on a horse of any age, at any level.





# TACK

- All bits may be ridden using two hands, unless the rider is using romal reins..





# TACK

Whether the horse is in a snaffle or a curb bit, reins are held in one hand during the salute.



# THE ROLE OF THE STEWARD

- The role of the steward for Western Dressage is similar to that of a Technical Delegate in Dressage.
- See that the arena is assembled correctly and that all necessary staff are present.
- Introduce yourself to the judge and give them your contact number.
- If the Western Dressage classes are located in a separate location from the rest of the classes, ensure that they have communication to the medic and to the rest of the show.





## THE ROLE OF THE STEWARD

- If you are checking equipment, be current on the rules. If you are training an inspector, they must be up to speed on the rules and their safety, and that of the horses and riders, is paramount.
- Make sure they have a copy of the Western Dressage Equipment Manual available, as well as disposable gloves.
- Be sure they can contact you if there are any issues or questions.



We hope you will enjoy participating in Arabian shows in the fast growing discipline of Western Dressage.





---

# THE ARABIAN HORSE ASSOCIATION

6030 Greenwood Plaza Blvd, Suite 100  
Greenwood Village, CO 80111

(303) 696-4584

[ArabicHorses.org](http://ArabicHorses.org)

