

2025 US Nationals

2190 Western Horsemanship 19 -49 AATR

A H A

Western Horsemanship

LEVEL 2 • PATTERN MM

The drawn description of this pattern is only intended for the general depiction of the pattern. Exhibitors should utilize the arena to best exhibit their horses.

Be ready at marker A.

Lope on the left lead to marker B.

Walk from marker B to marker C.

Lope on the right lead to marker D.

Execute a large circle to the right on the right lead at the extended lope.

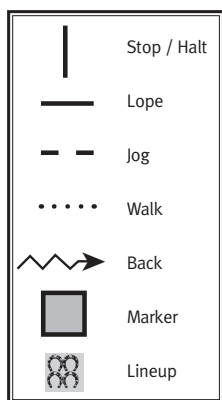
Execute a small circle to the right at the lope on the right lead.

Stop at marker D and execute a 180-degree turn on the haunches to the left.

Extend the jog to marker B.

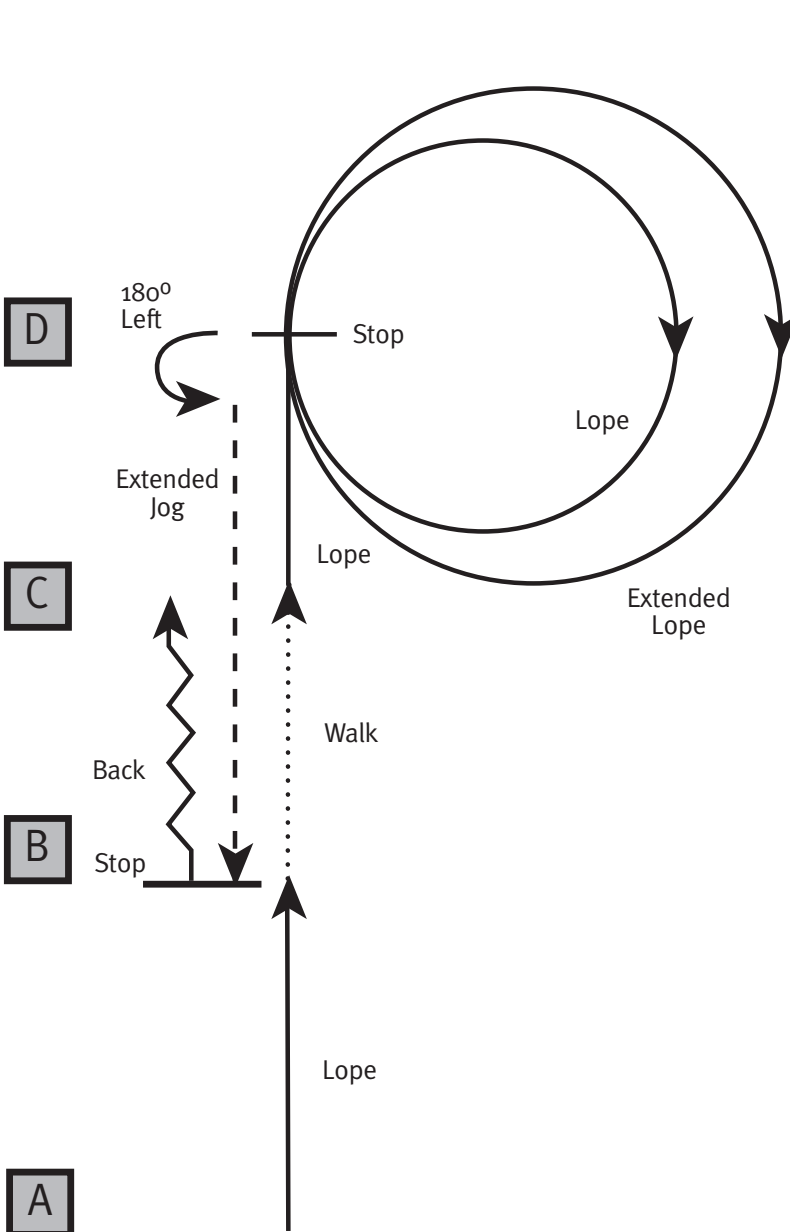
Stop at marker B and back to marker C.

Return to lineup at the jog or exit the arena at the jog.



This pattern is appropriate to use for all age groups

If used at a Regional or National Show, pattern may not be run from the lineup.

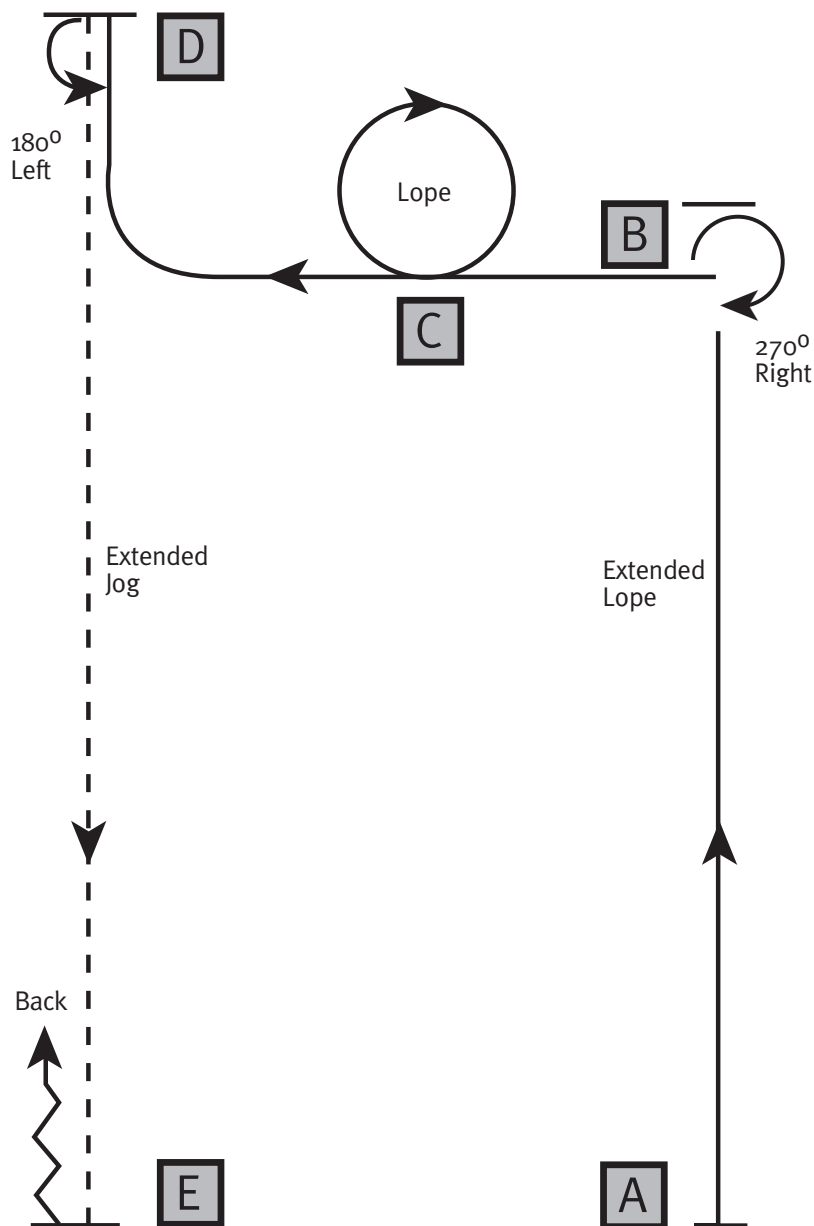


2191 Western Horsemanship 50 & Over AATR SF/F Section

A H A

Western Horsemanship LEVEL 2 • PATTERN EE

*The drawn description of this pattern is only intended for the general depiction of the pattern.
Exhibitors should utilize the arena to best exhibit their horses.*



Be ready at A.

Extended lope on the left lead to B and stop.

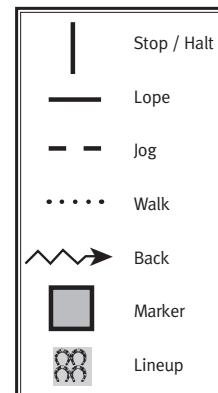
Execute 270-degree turn to the right.

Lope on the right lead to C, continuing at the lope make a small circle continuing to D and stop.

Execute a 180-degree turn to the left.

Extended jog to E. Stop and back ten feet.

Return to lineup at the jog or exit arena at the jog.



This pattern is appropriate to use for all age groups

If used at a Regional or National Show, pattern may not be run from the lineup.