

2026 AHA Youth Nationals

1118 Arabian Western Horsemanship 14 & Under

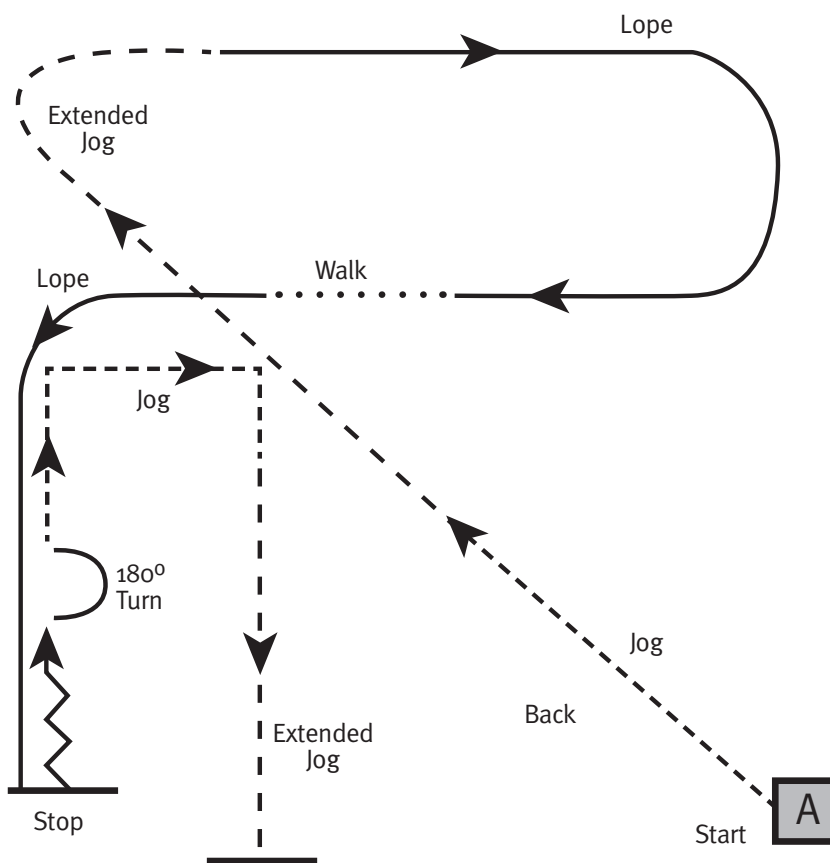
Section SF/F



Western Horsemanship

LEVEL 3 • PATTERN UU

The drawn description of this pattern is only intended for the general depiction of the pattern. Exhibitors should utilize the arena to best exhibit their horses.



- Be ready at marker A.
- Jog.
- Extended jog.
- Lope, right lead.
- Walk.
- Lope, left lead.
- Stop even with cone A, back at least one horse length.
- Execute a 180-degree turn either direction on the haunches.
- Jog 2 square corners.
- Extended jog and stop.
- Return to line up or exit arena as directed by ringmaster.

	Stop / Halt
	Lope
	Jog
	Walk
	Back
	Marker
	Lineup

This pattern is appropriate to use for all age groups

If used at a Regional or National Show, pattern may not be run from the lineup.

2026 AHA Youth Nationals

1120 Arabian Western Horsemanship 15-18

Section SF/F



Western Horsemanship

LEVEL 3 • PATTERN JJ

The drawn description of this pattern is only intended for the general depiction of the pattern. Exhibitors should utilize the arena to best exhibit their horses.

Be ready at marker A.

Lope on diagonal line right lead half way to marker B and stop.

Pivot 360-degrees on hindquarters to the left.

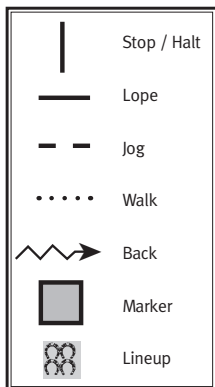
Lope remainder of diagonal line to marker B on the left lead.

Stop at marker B and back approximately five steps.

Pivot 45-degrees on the haunches to the right, pick up right lead and lope a figure eight, crossways, at top of arena with two simple changes of lead (walk or jog). Close up figure eight and stop.

Drop stirrups and jog to marker C. Stop. Pick up stirrups.

Return to the lineup at the jog or exit the arena at the jog.



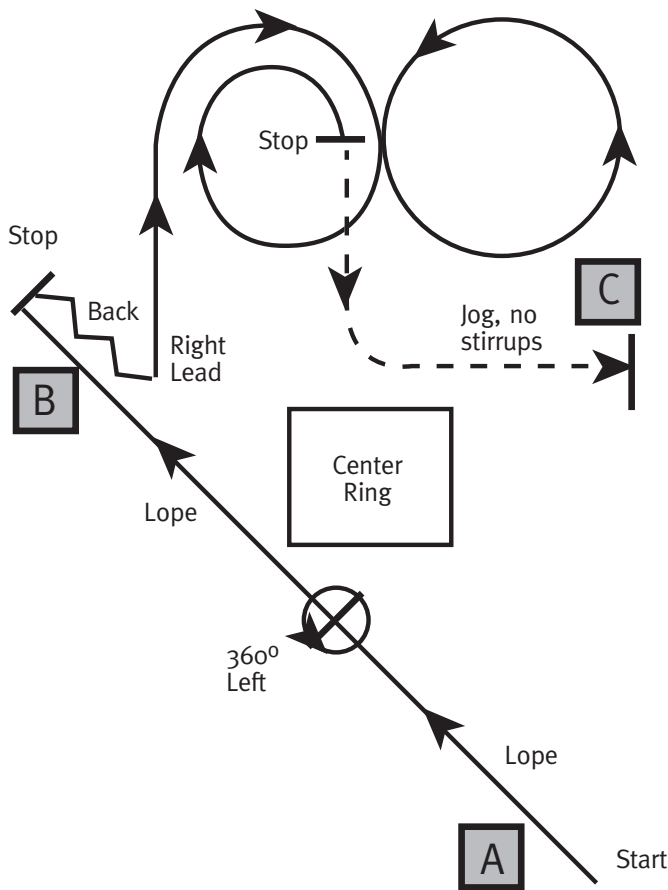
This pattern may only be used for:

- 14 - 18
- 18 & Under
- 19 & Over

*This pattern may **NOT** be used for:*

- 13 & Under
- 14 & Under

If used at a Regional or National Show, pattern may not be run from the lineup..



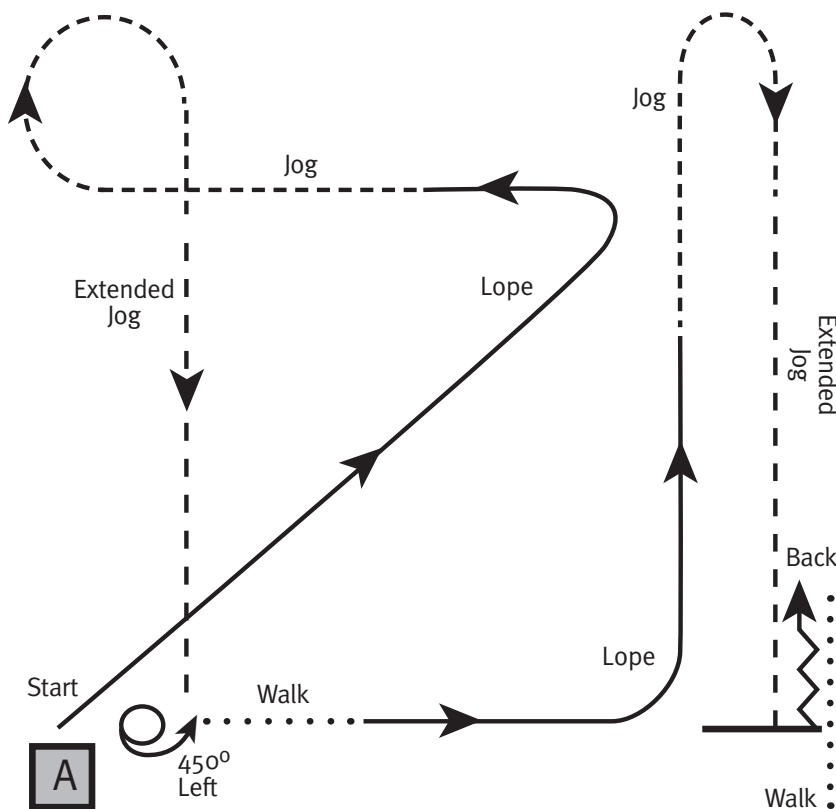
2026 AHA Youth Nationals
1145 HA/AA Western Horsemanship 15-18p
Section SF/F

A H A

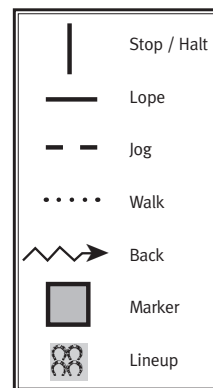
Western Horsemanship

LEVEL 3 • PATTERN AAA

The drawn description of this pattern is only intended for the general depiction of the pattern. Exhibitors should utilize the arena to best exhibit their horses.



Be ready at marker A.
 Lope, left lead.
 Jog.
 Extended jog.
 Halt, execute a 450-degree turn to the left on the haunches.
 Walk.
 Lope, right lead, counter canter.
 Jog.
 Extended jog.
 Back, stop even with cone A.
 Walk, stop.
 Return to line up or exit arena as directed by ringmaster.



This pattern may only be used for:

- 14- 18
- 19 & Over

This pattern may NOT be used for:

- 13 & Under
- 14 & Under

If used at a Regional or National Show, pattern may not be run from the lineup.

2026 Mid Summer Nationals

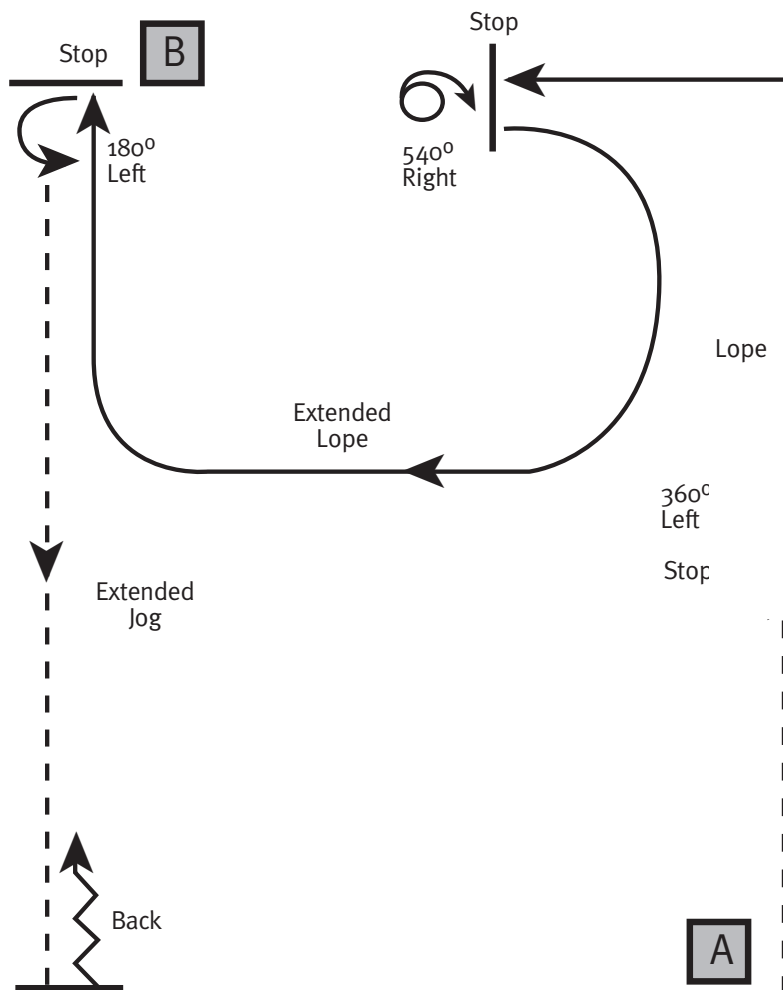
1359 Western Horsemanship AATH 19 & Over SFF

A H A

Western Horsemanship

LEVEL 3 • PATTERN RR

The drawn description of this pattern is only intended for the general depiction of the pattern. Exhibitors should utilize the arena to best exhibit their horses.



Be ready at marker A. Jog half way.

Stop and perform a 360-degree turn left on the haunches.

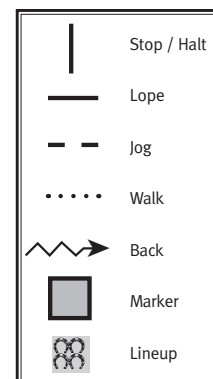
Lope on the left lead until even with marker B and make a square corner toward B.

Half way to marker B. Stop and perform a 540-degree turn right on the haunches.

Extended lope on right lead to marker B. Stop.

Perform a 180-degree turn left on the haunches. Extend the jog until even with marker A.

Stop and back one horse length. Return to lineup at the jog or exit arena to jog.



This pattern is appropriate to use for all age groups

If used at a Regional or National Show, pattern may not be run from the lineup.