

2026 Youth Nationals

877 Arabian Hunt Seat Equ 14 & Under

Section SF/F

A H A

Hunter/Jumping Seat

LEVEL 2 • PATTERN AA

Walk to the starting point.

Walk forward and turn right.

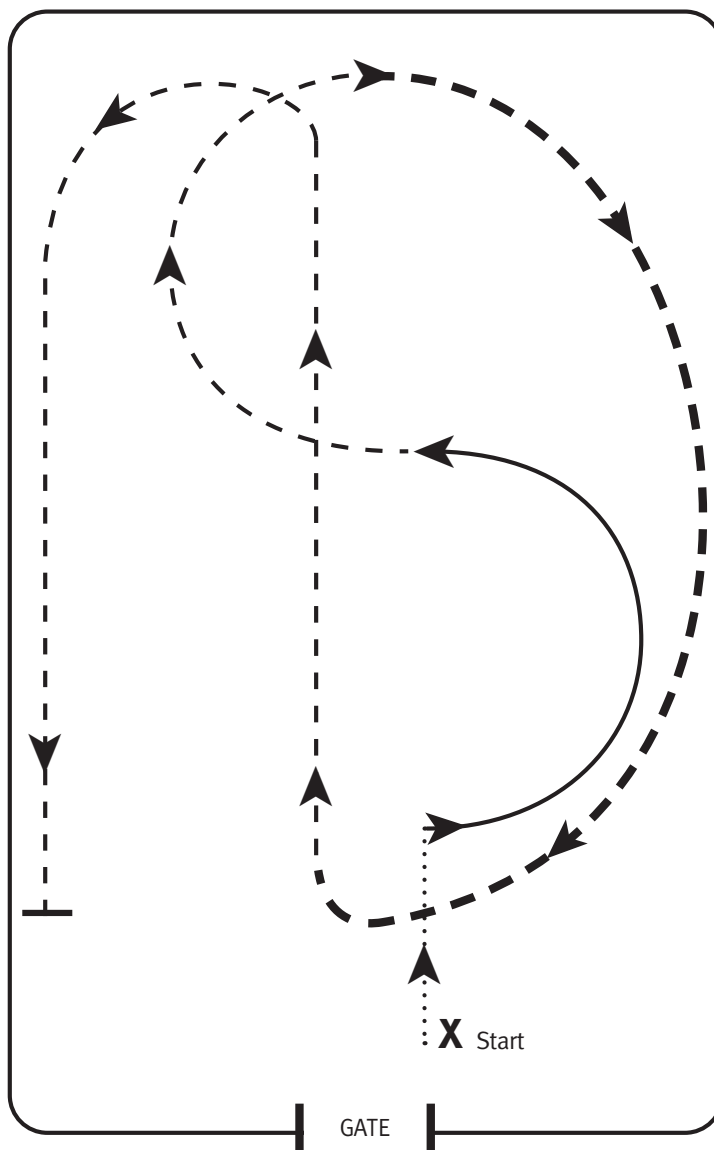
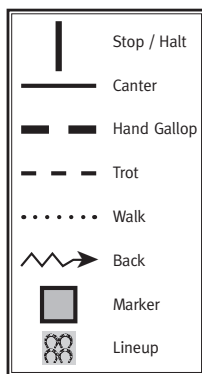
Canter on the left lead a half circle to the center of the pattern.

Transition to sitting trot for a half circle.

Move into the hand gallop on the right lead on a larger half circle.

Transition to the posting trot on the left diagonal in a straight line. Change diagonals at the turn. Return down the arena in a straight line. Halt.

Return to lineup or exit at a walk.



This pattern is appropriate for all ages.

If used at a Regional or National Show, pattern may not be run from the lineup.

2026 Youth Nationals
880 HA/AA Hunt Seat Equ 14 & Under
SECTION SF/F

A H A

Hunter/Jumping Seat

LEVEL 1 • PATTERN Z

Walk to the starting point.

Pick up the posting trot on the right diagonal for 1/2 of the line. Posting trot on the left diagonal around the end.

Transition to a walk without losing forward motion.

Move into a canter on the right lead. At the center point demonstrate a simple change of lead. Canter on the left lead. At the start of the straightaway move into the hand gallop.

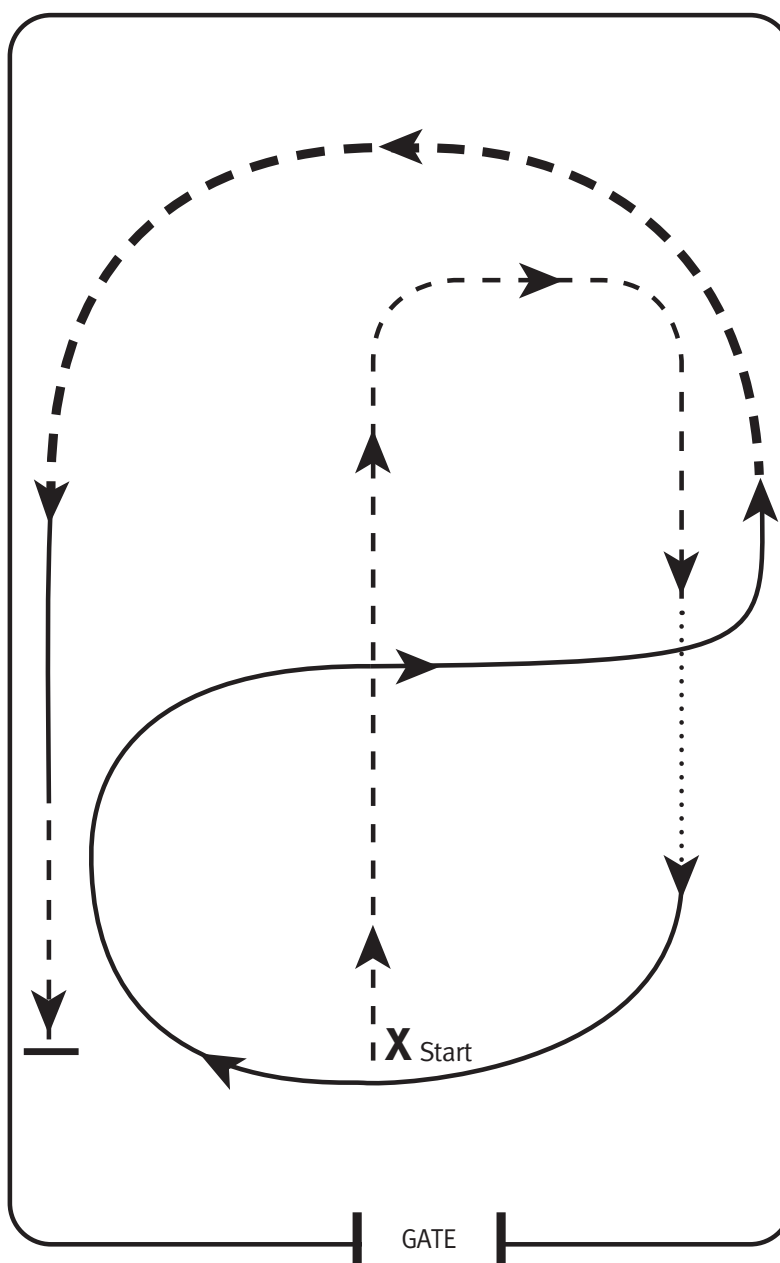
Halfway down the straightaway return to the canter.

At the 3/4 point of the straightaway move into the sitting trot.

Halt at the end of the straightaway.

Return to lineup or exit at a walk.

	Stop / Halt
—	Canter
- - -	Hand Gallop
- - -	Trot
.....	Walk
~ ~ ~ ~ ~	Back
■	Marker
⊞	Lineup



This pattern is appropriate for all ages.

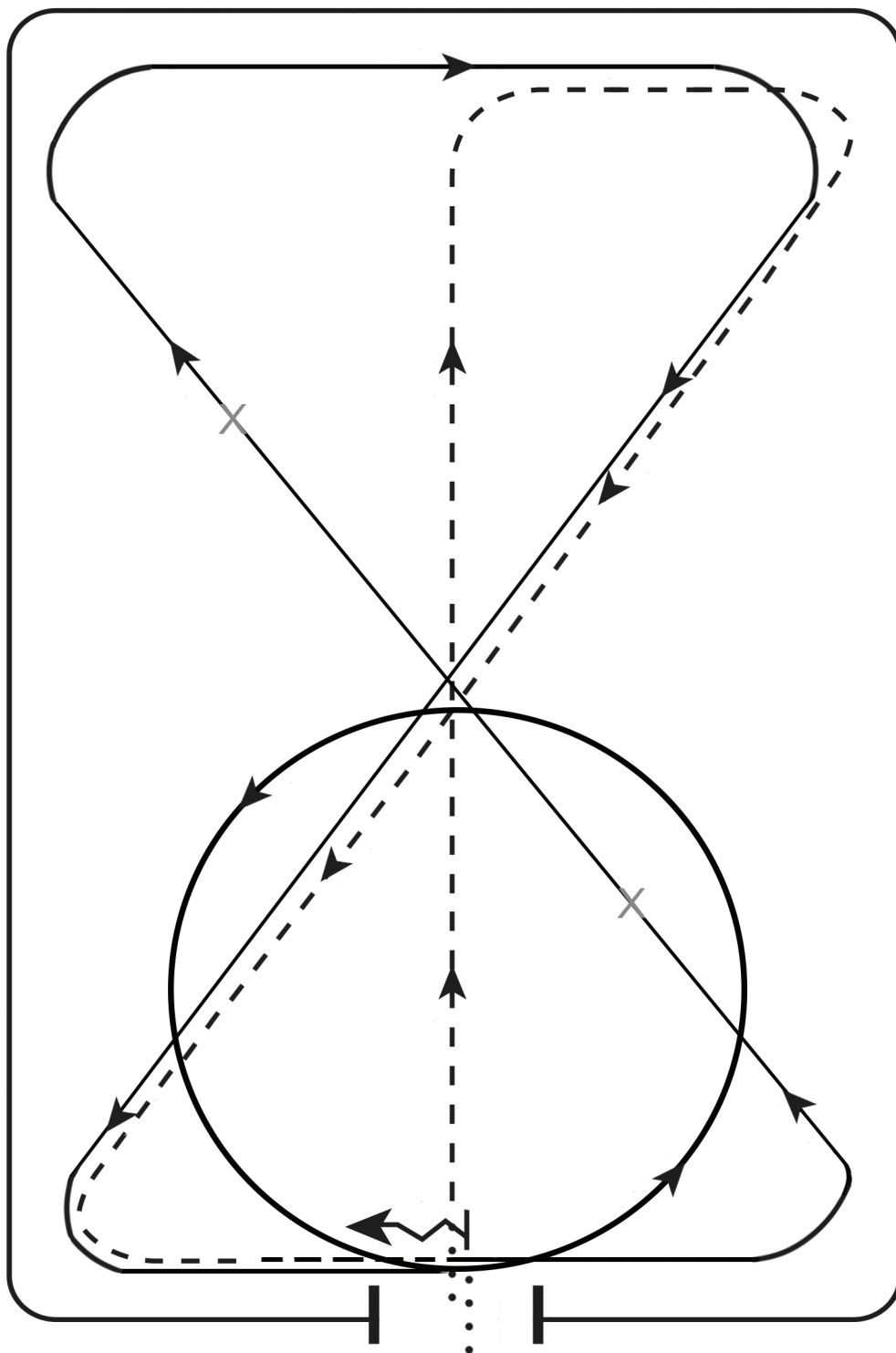
If used at a Regional or National Show, pattern may not be run from the lineup.

Hunter/Jumping Seat

2026 AHA Youth Nationals

Class 881 – HA/AA Hunter Seat Equitation NTJ 15 - 18

1. Enter at the Walk.
Continue down the centre line.
2. Establish the Working Trot Posting, on the "Right" Diagonal, at approximately the 2/3 of the arena demonstrate a change of diagonal to the "Left" Diagonal. At the end of Arena turn right.
3. Continue across the diagonal demonstrating a lengthening of stride
4. Before the end of the Diagonal, approximately 2/3 of the way across, transition to the Working Trot, Sitting.
5. At the end of the arena Canter left lead.
6. Turn across the diagonal demonstrating two changes of lead through the walk.
7. Continue around the end of arena in the counter canter. Continue across the diagonal.
8. Demonstrate a lengthening of stride across the diagonal.
9. At the end of the arena initiate a circle left, 20 Meters, returning to the Working Canter. At the top of the circle Halt, rein back 4 - 5 steps.
10. Walk out.



Hunter/Jumping Seat

2026 AHA MidSummer/Youth Nationals
1358 – A/HA/AA Hunt Seat Equitation NTJ – AATR

1. Enter arena at the walk, turn left. Transition to the Working Trot, rising or posting
2. Turn right across the diagonal, lengthen stride
3. Before the end of the diagonal transition to the Working trot, sitting.
4. At the end of the arena, transition to the Working Canter.
5. Complete a three loop serpentine, the first and third on the correct lead and the second loop in the counter canter
6. Down the side of the arena, lengthen stride.
7. At the end of the arena walk, Walk forward and complete a 180° turn on the haunches left, walk forward past the center line and halt. Complete a 180° turn on the forehand right, walk forward
8. Canter, turn down quarter line. Demonstrate two simple changes of lead through the walk. Before the end of the arena walk, exit the arena.

