

# 2026 YNL Nationals Ranch Riding Pattern 2

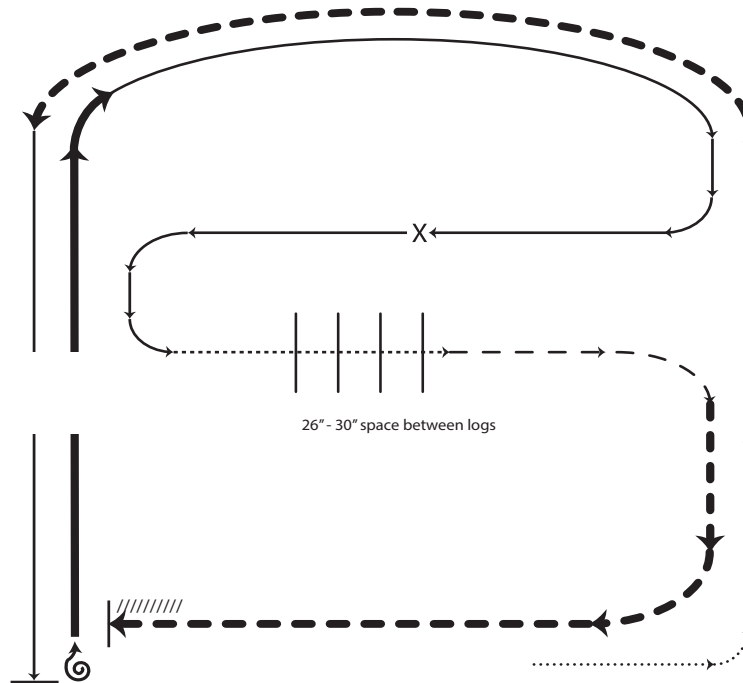
1256 Arabian Ranch Riding JTR 14 & Under

1259 HA/AA Ranch Riding JTR 15 - 18

1258 HA/AA Ranch Riding JTR 14 & Under

1569 Arabian Ranch Riding JOTR

## RANCH RIDING - PATTERN 2



- X Lead Change
- • Walk
- - - Trot
- - - Ext Trot
- — — Lope
- — — Ext Lope
- /////// Back

1. Walk
2. Trot
3. Extended trot
4. Left lead lope
5. Stop, 1/2 turn right
6. Extended lope
7. Collect to working lope-right lead
8. Change leads (simple or flying)
9. Walk
10. Walk over logs
11. Trot
12. Extended trot
13. Stop and back

Note: The drawn description of this pattern is only intended for the general depiction of the pattern. Exhibitors should utilize the arena space to best exhibit their horses.



# 2026 Youth & Mid Summer Nationals

## Ranch Riding Pattern 5

1257 Arabian Ranch Riding JTR 15 - 18

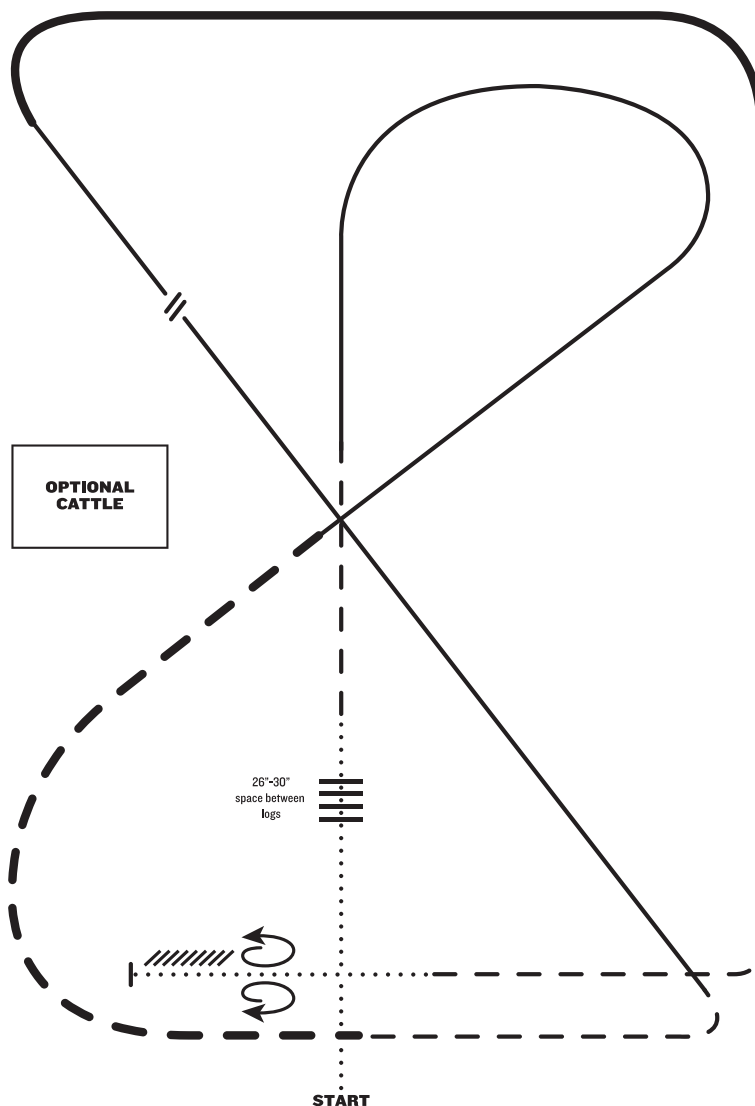
3039 HA/AA Ranch Riding AATR

3043 Arabian Ranch Riding AATR

### RANCH RIDING - PATTERN 5

#### LEGEND

.....	Walk
....	Extended Walk
- - -	Trot
- - - -	Extended Trot
— — —	Lope
— — — —	Extended Lope
////	Back
\\	Lead Change



1. Walk
2. Walk over logs
3. Trot
4. Lope right lead
5. Extended trot
6. Trot
7. Lope left lead
8. Change leads (simple or flying)
9. Extended lope right lead
10. Collect lope
11. Trot
12. Walk
13. Stop and back
14. 360° turn each direction (either direction 1st) (L-R or R-L)

Note: The drawn description of this pattern is only intended for the general depiction of the pattern. Exhibitors should utilize the arena space to best exhibit their horses.

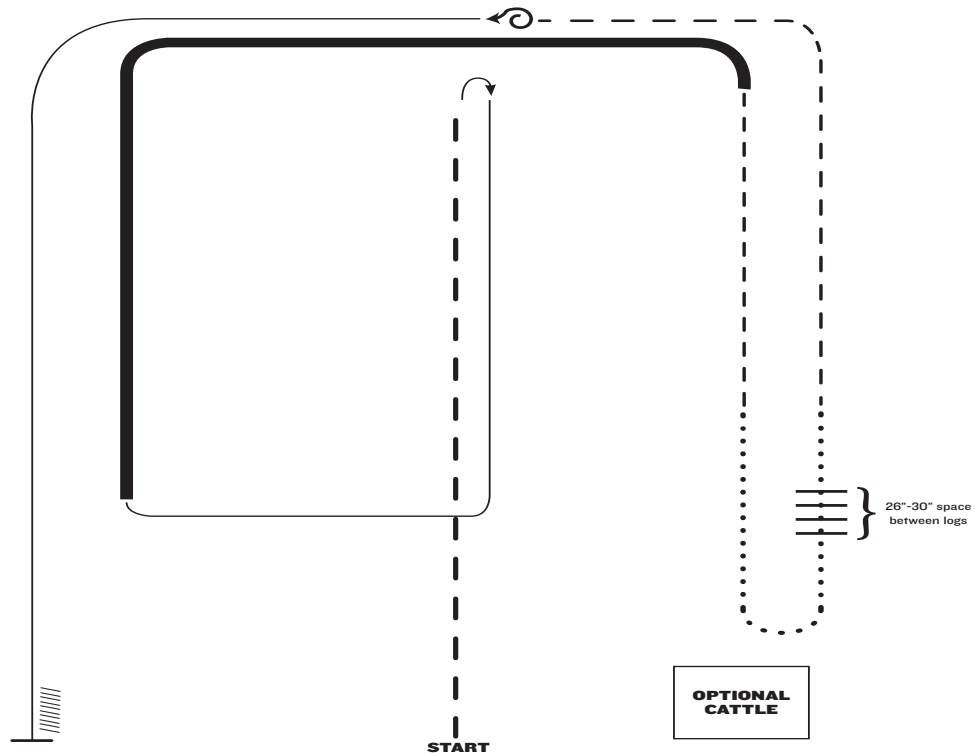
# 2026 Youth & Mid Summer Nationals

## Ranch Riding Pattern 15

1571 HA/AA Ranch Riding JOTR

3027 HA/AA Ranch Riding Open

### RANCH RIDING – PATTERN 15



1. Extended trot
2. Stop, rollback right
3. Lope right lead
4. Extended lope (right lead)
5. Trot
6. Walk
7. Walk over logs
8. Walk
9. Trot
10. Stop, 360 left
11. Lope left lead
12. Stop and back

Note: The drawn description of this pattern is only intended for the general depiction of the pattern. Exhibitors should utilize the arena space to best exhibit their horses.

# 2026 Youth Nationals W/T Pattern 2

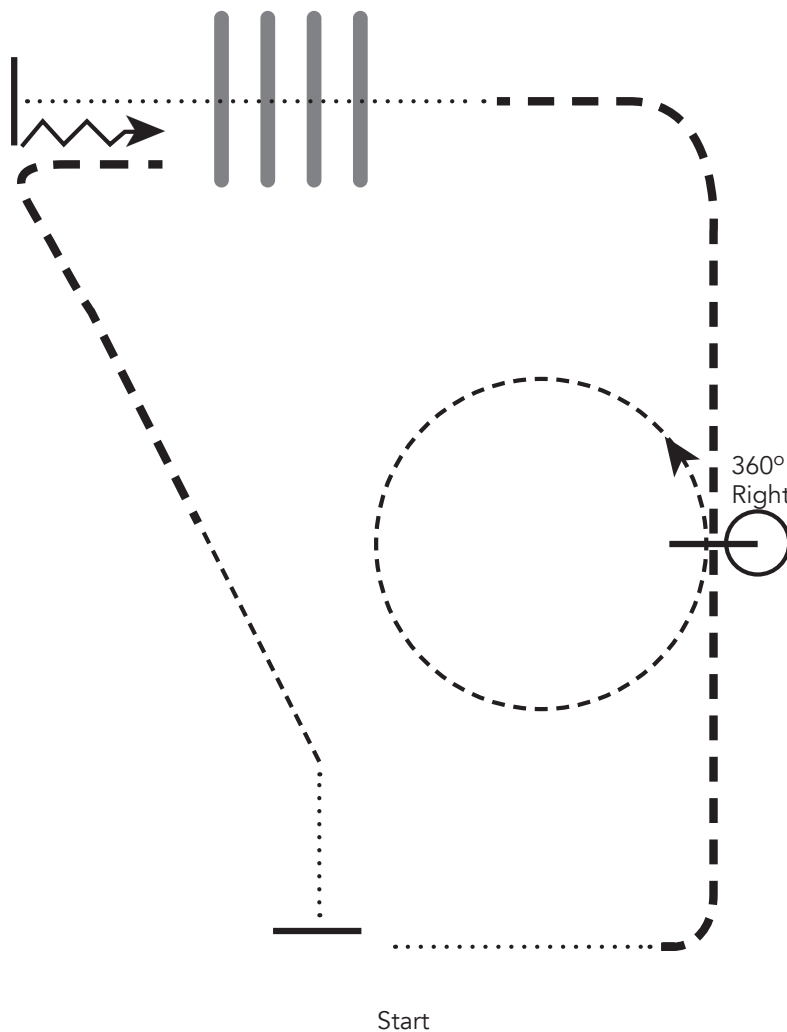
## 3236 Ranch Horse Riding Walk/Trot 10 & Under



### RANCH RIDING WALK/TROT PATTERN PATTERN 2

To be used for Walk/Trot 10 & Under and 11 & Over

The drawn description of this pattern is only intended for the general depiction of the pattern.  
Exhibitors should utilize the arena to best exhibit their horses.



1. Walk.
2. Extended trot.
3. Stop, and turn 360-degrees right.
4. Trot circle to left.
5. Extended trot.
6. Walk over poles.
7. Stop and back.
8. Extended trot.
9. Trot.
10. Walk.
11. Exit the arena at the walk.

